



31272: Project Management & The Professional

Week 4 Tutorial



Week 4: Project Charter






- **What are we doing today?**
 - Checking Groups on Canvas
 - Reviewing Team Charter Progress
 - Ethics Assignment Q&A
 - SDLC
 - Scope and Scope Management Plan
 - Working through our Project Charter



Lecture Q&A



Checking Groups



Checking Groups on Canvas



Check your group allocations

- Check to ensure all team members are allocated to the correct group within the correct tutorial for each one and that there are no students in your group allocation who shouldn't be there

If you have found any error or issue please let your tutor know!



Reviewing Team Charter Progress





Reviewing Team Charter

Review your Team Charter Submission – if you have any new members be sure to add them in!

Be sure to check the following:

- Check you've filled in the template correctly!
- Formatting!
- Ensure all sections are completed as per your Tutor's Instructions!
- Ensure you submit on time!



Team Charter Expectations



The Team Charter will be required to include the following:

<https://canvas.uts.edu.au/courses/36481/assignments/233393>

Please ensure you are following template instructions! Submit only one document in the required format. Your Team Charter Submission is worth 10% and due this week on the third day after your tutorial by 23:59



Ethics Assignment Q&A

Ethics Assignment Expectations



- The assignment is an individual submission.
- **Each student must submit the Ethics Report. Failure to do so will mean that the student will receive a score of zero for assessment tasks 3, 4 and 5.**
- **This task includes a milestone assessment component that evaluates your academic and professional communication.** You may be guided to further language support after the completion of this subject if your results in this milestone task indicate you need more help with your language skills.

Please check the assignment brief and subject information on Canvas for more details

<https://canvas.uts.edu.au/courses/36481/assignments/233384>



SDLC





SDLC – What is it?

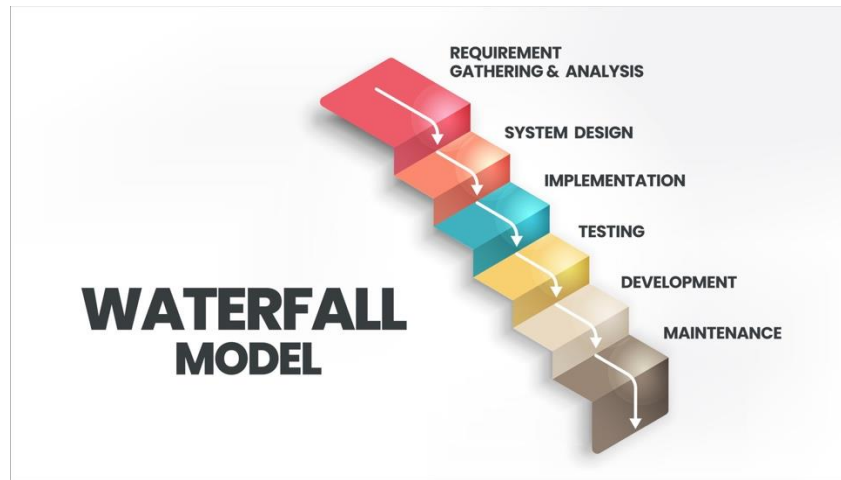
- **A SDLC (Software Development Lifecycle)** is a structured approach to project planning and execution with respect to software development
- There are different SDLC models with different approaches based on specific project needs – however all models should result in the same end goal, high quality software that satisfies customer needs





SDLC – Which model is best?

- There is no right answer to this question and it is completely dependent on a given set of project parameters
- It is your jobs as project managers to assess all options and then determine the best fit for the project based on project needs, constraints, client expectations and parameters.



Waterfall Model



Agile Model

Review the available information from the case study and decide on an SDLC model to adopt. You are required to justify your choice relative to the case study and other model choices



Scope



Scope



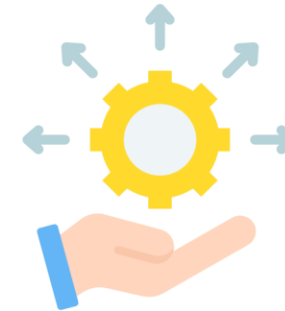
Scope

- **Project scope** is the boundaries or defined area of works for a given project;
- Scope of a project is typically defined with project managers, clients and other stakeholders working together to define a scope satisfactory to all parties;
- The more defined a scope, the better we can plan for a successful project



Scope Management Plan

- A **scope management plan** is a set of processes or structures that define how our scope is developed and maintained.
- A scope management plan is an essential tool that will ensure you include all required tasks, equip you to manage changes and monitor progress and help you avoid scope creep and manage client expectations



Define your project scope (in scope and out of scope) and develop a high-level scope management plan



Project Charter

Project Charter (Interim Report 1) Expectations



- The Interim Report 1 will be required to include the following:
<https://canvas.uts.edu.au/courses/36481/assignments/233385>



- Continue working on your Project Charter! This is what forms your Interim Report 1 submission! **(Due in week 5)**

Please ensure you are following template instructions! Submit only one document in the required format.



Questions?



Thank you!